



Forum Update

Jessica Hartman | Senior Program Officer

Definitions

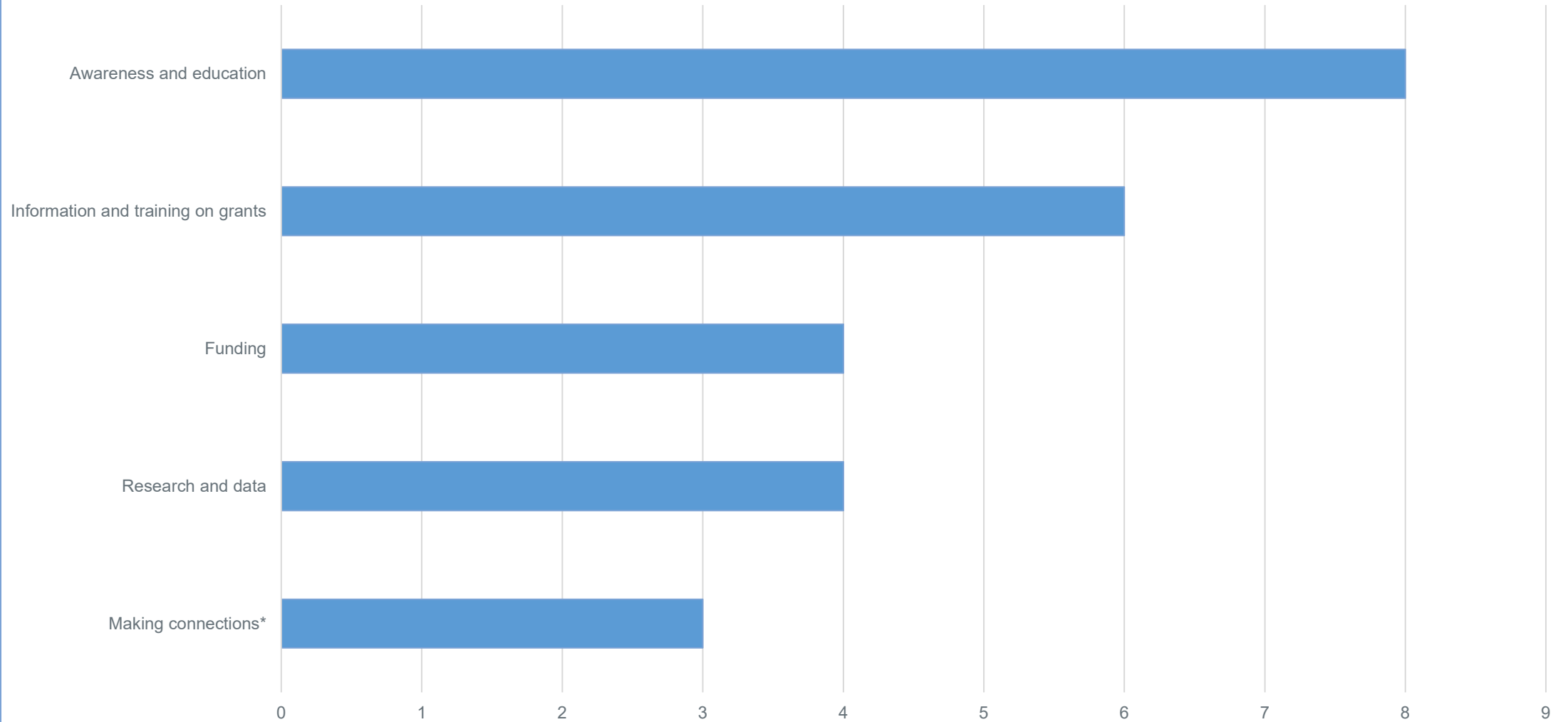
- Senior – the age range for “older adults” which can start as young as 50 but is often 55, 60, or 65.
- Hunger – the physical sensation that results from a lack of food
- Food insecurity – limited or uncertain access to adequate food
- Food security – having, at all times, both physical and economic access to sufficient food to meet dietary needs for a productive and healthy life

Bivins Foundation

Timeline of Senior Hunger Activities

- 2016-2018 Funded pilot projects
- 2018 *Senior Hunger Study*
- 2018 Healthy Seniors Grant Program
- 2020 Healthy Seniors Grant Program
- 2020 Feeding Program Survey
- 2021 Bivins Village Food Survey
- April 2022 Community Meetings
- August 2022 Senior Food Security Forum

What do you see the Foundation's role is in addressing hunger and food insecurity for older adults in the Texas Panhandle?



Day 1 Presentations

2018 Senior Hunger Study

Paths to Reducing Food Insecurity among Older Adults – Dr. Craig Gundersen

The State of Senior Hunger Report

Hunger and Health in Older Adults – Seanna Marceaux

Hunger and Health Resource Sheet August 2022 (word version)

Hunger and Health Resource Sheet August 2022 (pdf version)

Area Agency on Aging

AAA Consumer Needs Evaluation

AAA Nutritional Risks Assessment

AAA Nutritional Health Handout

High Plains Food Bank

Amarillo Area Foundation (No slideshow)

To sign up for the AAF Listserv – <http://eepurl.com/gfKkOL>

High Plains Christian Ministries

Mary E. Bivins Foundation

Day 2 Presentations

Senior Specific Food Items in Food Pantry (No slideshow)

Client Choice Food Pantry

Nutrition 4 Change

Seniors Helping Seniors

Reaching Outlying Communities (No slideshow)

Next steps

**How many older
adults in the
community are
food insecure?**

PERCENT OF THE POPULATION EXPERIENCING FOOD INSECURITY



WHAT IS FOOD INSECURITY AND WHAT DOES IT LOOK LIKE IN THE PANHANDLE?

Food insecurity refers to USDA's measure of lack of access, at times, to enough food for an active, healthy life for all household members and limited or uncertain availability of nutritionally adequate foods. Food-insecure households are not necessarily food insecure all the time. Food insecurity may reflect a household's need to make trade-offs between important basic needs, such as housing or medical bills, and purchasing nutritionally adequate foods.



POPULATION OF SENIORS



ESTIMATED NUMBER OF FOOD INSECURE SENIORS IN THE TEXAS PANHANDLE

9,108

ESTIMATED NUMBER OF FOOD INSECURE OLDER ADULTS BY COUNTY

109 Dallam	220 Sherman	118 Hansford	145 Ochiltree	77 Lipscomb
98 Hartley	279 Moore	568 Hutchinson	27 Roberts	63 Hemphill
32 Oldham	2,436 Potter	148 Carson	532 Gray	163 Wheeler
305 Deaf Smith	2,715 Randall	56 Armstrong	125 Donley	77 Collingsworth
174 Parmer	143 Castro	220 Swisher	109 Briscoe	131 Hall
				109 Childress

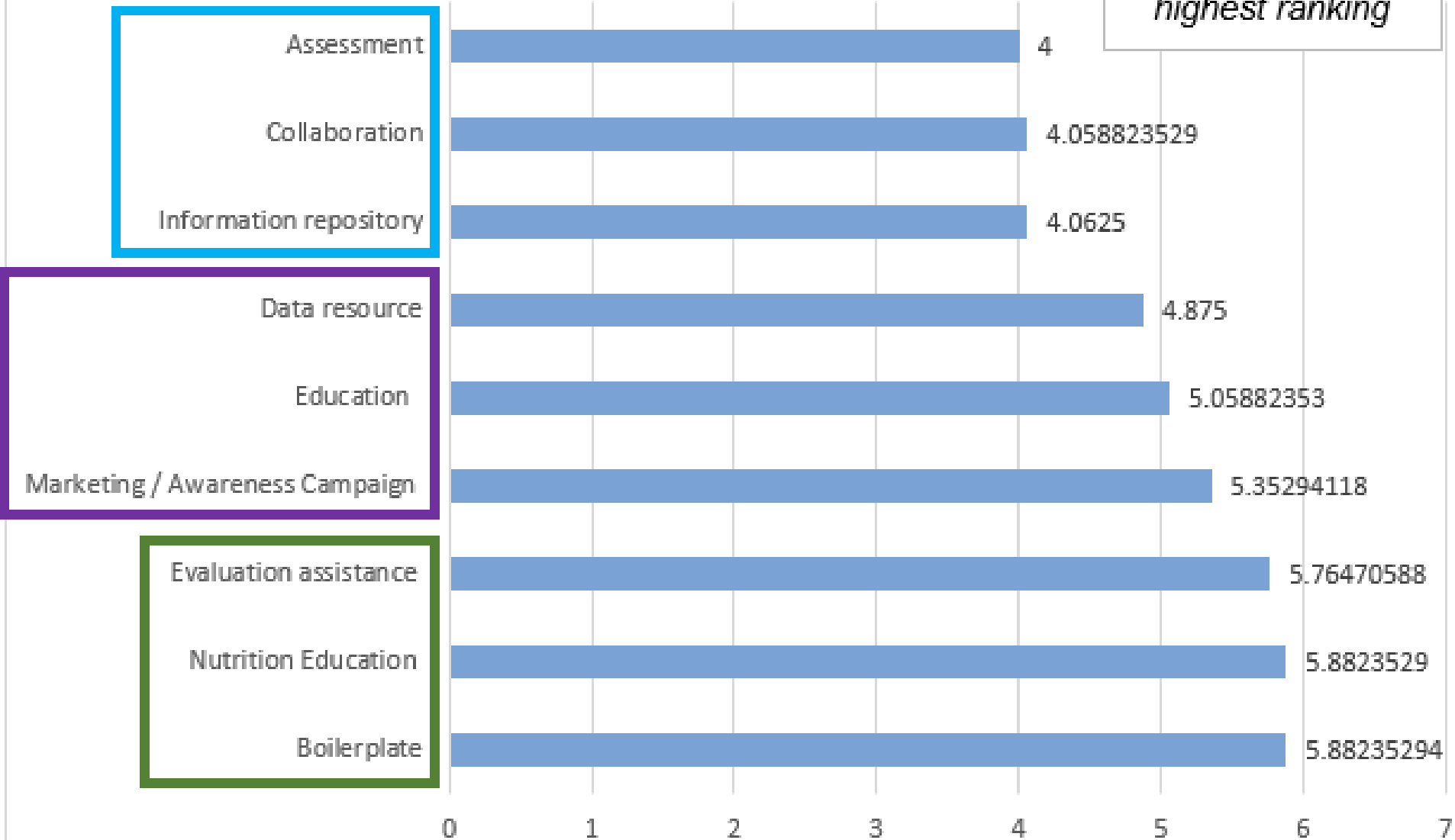
 MARY E. BIVINS
FOUNDATION

July 2022

Graphics created using information from:
<https://map.feedingamerica.org/county/2019/overall/texas>
<https://www.census.gov/quickfacts/fact/table/TX,US/PST045221>

Impact Project Ideas Ranking (18)

*Smallest equals
highest ranking*



-- *Assessment*

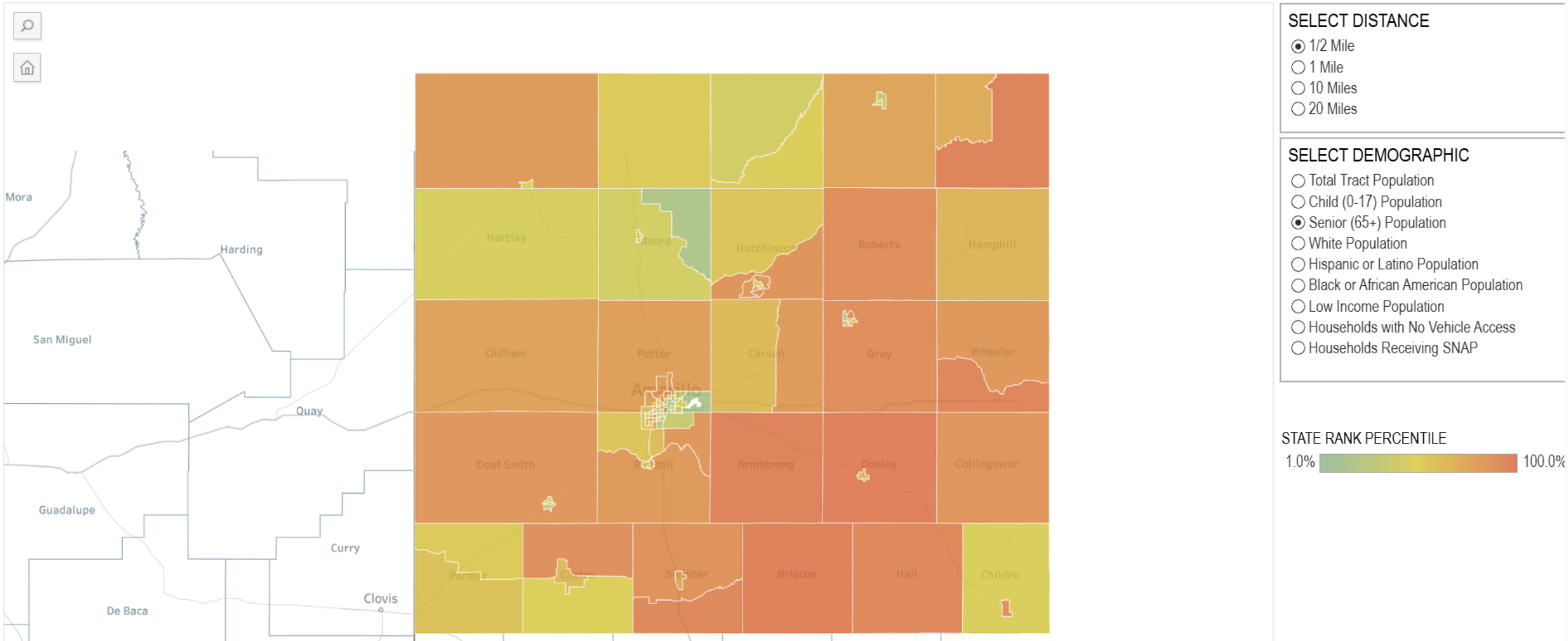
- Helped fund WTAMU Landscape Analysis
(outlines the strengths, resources, and needs of a particular community and includes data on Food Security and Nutrition).
- Food Asset Mapping by Square Mile
Community Development

Region 16 Workforce Labor Market Analysis

<https://public.tableau.com/app/profile/tipstrategies/viz/2024Region16WorkforceLaborMarketAnalysis/Title>

FOOD SECURITY | REGION 16 SUPERMARKET ACCESS

Texas percentile of the percentage of population who are seniors (65+) and more than 1/2 Mile from a supermarket



DRAFT

Landscape Analysis

- Socioeconomic Comparison SNAP
- Socioeconomic Comparison DISABILITY STATUS
- Socioecon Analysis Map SNAP
- SNAP Recipient Map
- Social Security Recipients
- SNAP and SSA
- Social Vulnerability – 65+

Square Mile Food Asset Mapping

In progress

Hunger Data Lab

<https://hungerandpoverty.web.baylor.edu/hungerdatalab/dashboards>

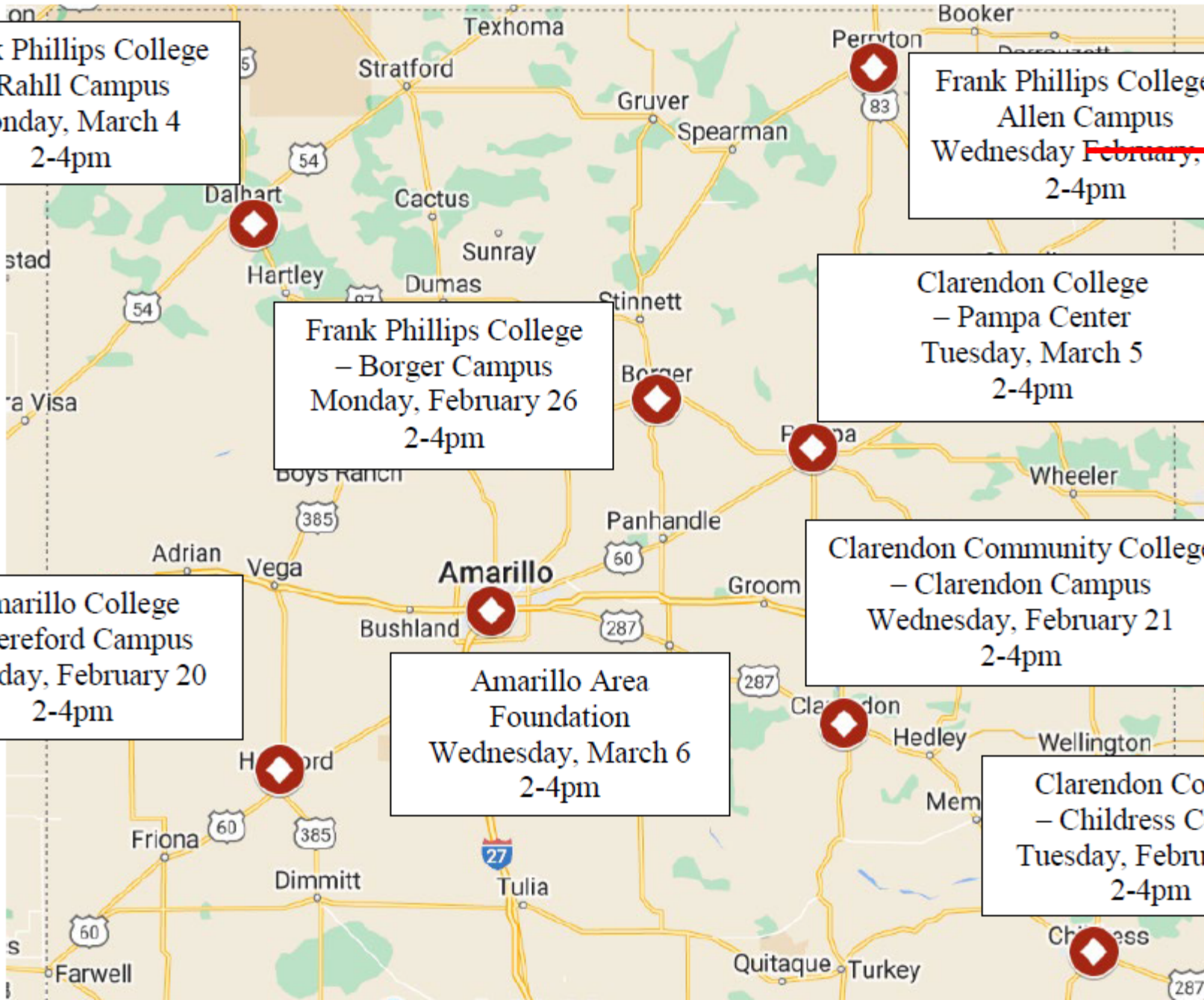
-- Collaboration

- Branding - coined the effort Senior Hunger Solutions and created logo
- Hosted Community Meetings in February 2024 in 7 rural communities and Amarillo



SENIOR
HUNGER
SOLUTIONS

for the Texas Panhandle



Frank Phillips College
– Rahl Campus
Monday, March 4
2-4pm

Frank Phillips College –
Allen Campus
Wednesday, ~~February, 28~~ **March 27**
2-4pm

Frank Phillips College
– Borger Campus
Monday, February 26
2-4pm

Clarendon College
– Pampa Center
Tuesday, March 5
2-4pm

Amarillo College
– Hereford Campus
Tuesday, February 20
2-4pm

Clarendon Community College
– Clarendon Campus
Wednesday, February 21
2-4pm

Amarillo Area
Foundation
Wednesday, March 6
2-4pm

Clarendon College
– Childress Center
Tuesday, February 27
2-4pm

-- Information repository

- Launched www.seniorhungersolutions.org which serves as an information repository for all things senior hunger related

RESOURCES BY COUNTY

Click on your county below to find available resources.

DALLAM		SHERMAN	HANSFORD	OCHILTREE	LIPSCOMB
HARTLEY		MOORE	HUTCHINSON	ROBERTS	HEMPHILL
OLDHAM		POTTER	CARSON	GRAY	WHEELER
DEAF SMITH		RANDALL	ARMSTRONG	DONLEY	COLLINGSWORTH
PARMER	CASTRO	SWISHER	BRISCOE	HALL	CHILDRESS

-- Data resource

- www.seniorhungersolutions.org has a data section with all previous data (*Note: There are plans to add information from the landscape analysis from WTAMU; food asset map from Square Mile; and more at a later date.*)

-- Education

- Shared info about website
- April 2024 Awareness Campaign
- At Community Meetings, discussed how organizations could utilize the Awareness Campaign
- Grant opportunities shared at meetings
- Educational project in collaboration with Panhandle PBS began

-- Marketing / Awareness Campaign

- Marketing/Awareness campaign was held in April 2024 to coincide with the launch of www.seniorhungersolutions.org and Senior Hunger Awareness month
- City of Amarillo, City of Canyon, Potter County, and Randall County all proclaimed April 2024 to be *Senior Hunger Awareness Month*



Website helps seniors facing food insecurity

APRIL 3, 2024 BY [ROGER ESTLACK](#) — [LEAVE A COMMENT](#)

Food insecure senior adults across the Texas Panhandle now have access to a new resource to find food pantry, mobile, home-delivered, and congregate meal options close to home. The Mary E. Bivins Foundation launched [SeniorHungerSolutions.org](#) the first of April, which coincides with Senior Hunger Awareness Month.

The website not only provides food resources across the region, but also breaks down the number of food insecure older adults by county, providing data that highlights a growing problem within our community.

“Our research found that there are several thousand food insecure older adults living in the Texas Panhandle,” explains Mary E. Bivins Program Officer Jessica Tudyk. “Randall County, for example, has at least 2,593 seniors who lack consistent access to enough food for an active, healthy life.”

The Senior Hunger Solutions project first started several years ago when representatives from the Amarillo Area Foundation, Harrington Cancer and Health Foundation, High Plains Christian Ministries Foundation, and the Mary E. Bivins Foundation gathered to discuss the concern.

“We knew this was a critical issue that needed to be addressed further, so the Mary E. Bivins Foundation committed resources to enable an in-depth study of hunger and food insecurity among older adults living in the Texas Panhandle,” says Mary E. Bivins President and Chief Executive Officer Katharyn Wiegand.

Thank you to the [City of Amarillo, Texas](#) for proclaiming April 2024 Senior Hunger Awareness Month. Learn more and find resources at www.seniorhungersolutions.org



Thank you to the [City of Canyon, TX](#) Council for proclaiming April 2024 Senior Hunger Awareness Month. Learn more and find resources at www.seniorhungersolutions.org



-- Evaluation assistance

- Nothing has been done to date regarding evaluation assistance other than posting the Area Agency on Aging's Consumer Needs Evaluation and Nutritional Risk Assessment on www.seniorhungersolutions.org

-- *Nutrition Education*

- Sessions about already existing Nutrition Education programs that can be utilized are included in the schedule for the 2025 Senior Food Security Forum

-- Boilerplate needs statement

- The Nonprofit Connection has been contracted to create a boilerplate needs statement that organizations can use to apply for grant funding.

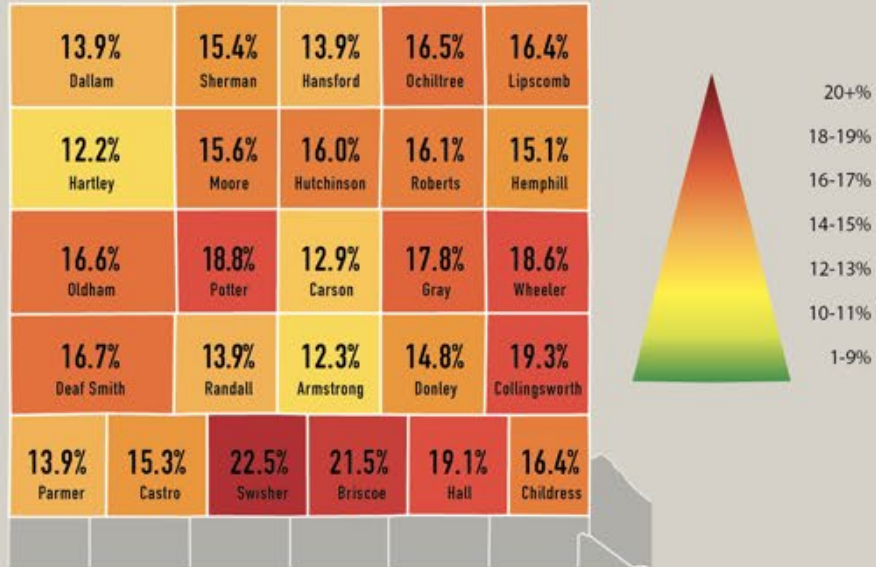
<https://www.seniorhungersolutions.org/grant-resources>

Bivins Foundation

Timeline of Senior Hunger Activities

- October 2022 Launched the Bivins Market
- November 2022 Healthy Seniors Grant Program
- July 2023 Coined the effort Senior Hunger Solutions
- February 2024 Community Meetings
- April 2024 Launched www.seniorhungersolutions.org
- April 2024 Senior Hunger Awareness Month
- November 2024 Health Seniors Grant Program
- March 2025 Updated Estimated Number of Food Insecure Seniors

PERCENT OF THE POPULATION EXPERIENCING FOOD INSECURITY



WHAT IS FOOD INSECURITY AND WHAT DOES IT LOOK LIKE IN THE PANHANDLE?

Food insecurity refers to USDA's measure of lack of access, at times, to enough food for an active, healthy life for all household members and limited or uncertain availability of nutritionally adequate foods. Food-insecure households are not necessarily food insecure all the time. Food insecurity may reflect a household's need to make trade-offs between important basic needs, such as housing or medical bills, and purchasing nutritionally adequate foods.



POPULATION OF SENIORS*



THERE ARE AT LEAST

10,983

FOOD INSECURE SENIORS*
IN THE TEXAS PANHANDLE

* Persons 65 years and over

ESTIMATED NUMBER OF FOOD INSECURE OLDER ADULTS* BY COUNTY

* Persons 65 years and over

111 Dallam	68 Sherman	107 Hansford	211 Ochiltree	97 Lipscomb
105 Hartley	390 Moore	593 Hutchinson	29 Roberts	92 Hemphill
49 Oldham	3,125 Potter	159 Carson	614 Gray	188 Wheeler
395 Deaf Smith	3,318 Randall	55 Armstrong	123 Donley	96 Collingsworth
207 Parmer	190 Castro	268 Swisher	74 Briscoe	130 Hall
				189 Childress

 MARY E. BIVINS
FOUNDATION

Updated February 2025

Graphics created using information from:

<https://map.feedingamerica.org/county/2022/overall/texas>

<https://www.census.gov/quickfacts/fact/table/dallamcountytexas/PST045223>

Goals of 2025 Food Security Forum

- 1) Hear what organizations have done since the last Forum
- 2) Provide opportunities for networking
- 3) Learn about resources that are available
- 4) Get ideas for how things could be done
- 5) Walk away with more tools in your toolbelt